

HALO Wallbox™ 11 kW

Technical data

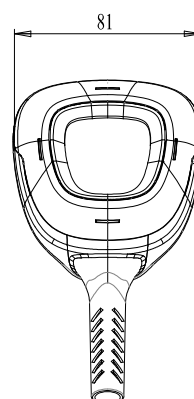
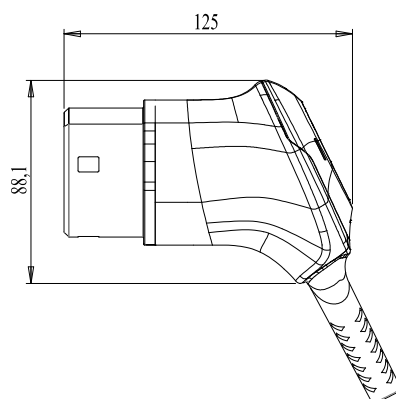
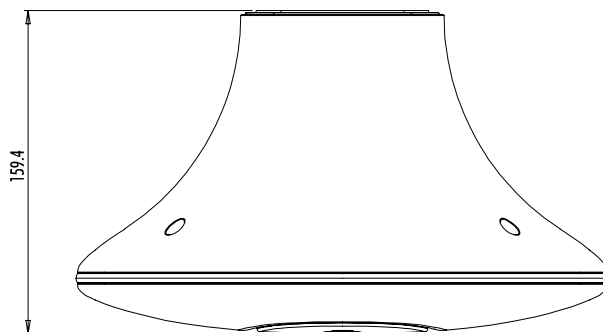
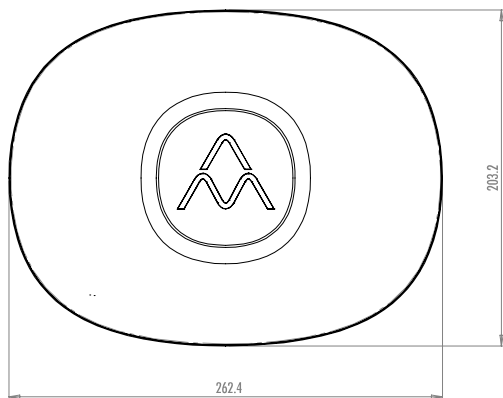


Dimensions

Approximate dimensions without cable and cable bend protections.

HALO base: 262.4 x 230.3 x 159.4 mm

EV connector: 88 x 125 x 82 mm



CHARGE AMPS

Specifications Data

Manufacturer	Charge Amps
Art.number	100308 Type 2
Charging Current	3 x 16A
Rated voltage	100-240 V AC
Frequency	50/60 Hz
Conditions	Inside and outside $\leq 95\%$ RH
Mounting method	Mounted on wall or pole with flat surface
Isolation	Class 1
Charging mode	Mode 3
Standards	IEC 61851-1:2017 IEC 62196-2:2016
RCD tripping characteristics	DC-protection is integrated in the device. RDC type A must be installed and will together with the DC-protection have the same functionality as a RCD type B.
Overcurrent protection	Built-in overload protection. Short circuit protection type C16A must be installed.
Note	Protective earth (PE) shall be connected for proper functionality of the HALO.
Wifi signal	10 m in front of HALO Wallbox, possibility to connect external antenna
Metering	3-phase voltage, current and power
Residual operating current AC	30 mA
Residual operating current DC	6mA
Protection class	IP67
Weight	4kg
Cable	7.5m Diameter 13 ± 0.5 mm
Power consumption	<5W (standby), <15W (laddar) Beroende på LED- inställningar
RCD self-test	AC + DC test before each charging session



CHARGE AMPS

Standards

IEC 61851-1:2017

Electric vehicle conductive charging system - General requirements

IEC 62196-2:2016

Plugs, socket-outlets, vehicle connectors and vehicle inlets – Conductive charging of electric vehicles - Dimensional compatibility and interchangeability requirements for a.c. pin and contact-tube accessories

IEC 61851-21-2 (planned publication 2017-12)

Electric vehicle charging system –EMC requirements for OFF board electric vehicle charging systems

